

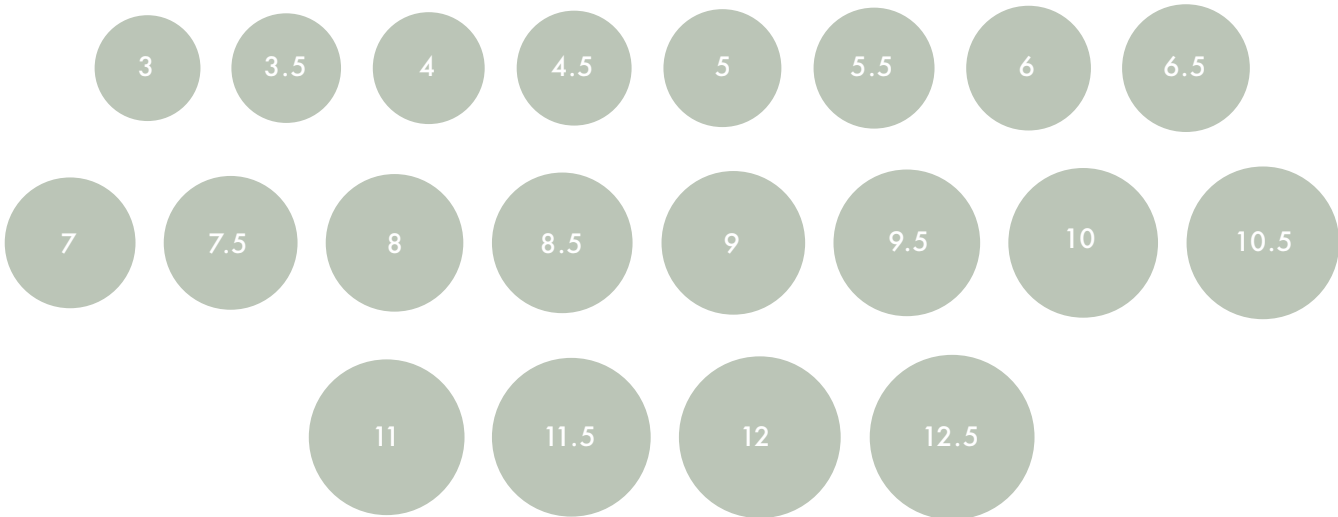
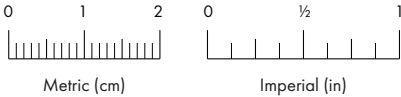
RING SIZE CHART

Print this sheet with "none" selected under the page scaling option.
This option is in the Print Preview window.

FOLLOW THESE STEPS

- 1 | Find a ring that perfectly fits the finger you would like to know the size of.
- 2 | Place the ring on top of the circles. Each circle represents a different ring size.
- 3 | When the edge of the circle aligns with the inner edge of the ring, you have found your size!

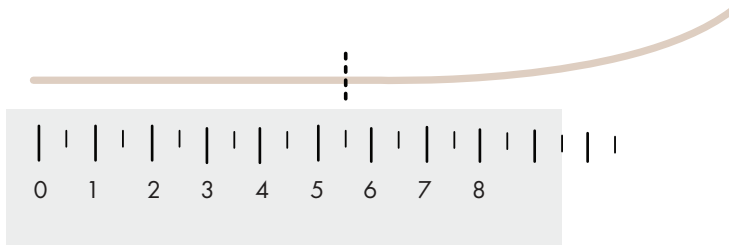
USA & CANADA RING SIZE



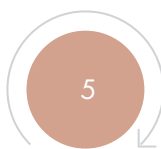
HOW TO MEASURE YOUR FINGER

FOLLOW THESE STEPS

- 1 | Take a piece of string and wrap it around your finger.
- 2 | Mark the spot where the string meets.
- 3 | Measure the string with a ruler (usually in mm)



46.5 mm




49 mm



51.8 mm



54.3 mm



57.2 mm



59.7 mm

See the conversion for all ring circumferences on page 3

RING SIZE CONVERSION

RING DIAMETER (IN MM)	RING CIRCUMFERENCE (IN MM)	USA & CANADA SIZE	EUROPEAN SIZE	CHINESE & JAPANESE SIZE
14	42	3	44	4
14.5	45.6	3.5	42.25	5
14.8	46.5	4	46.5	7
15.2	47.8	4.5	47.75	8
15.6	49	5	49	9
16	50.3	5.5	50.75	10
16.5	51.8	6	51.5	12
16.9	53.1	6.5	52.75	13
17.3	54.3	7	54	14
17.7	55.6	7.5	55.25	15
18.2	57.2	8	56.75	16
18.6	58.4	8.5	58	17
19	59.7	9	59.25	18
19.4	61	9.5	60.75	19
19.8	62.2	10	61.75	20
20.2	63.5	10.5	62.75	22
20.6	64.7	11	64.25	23
21	66	11.5	66	24
21.4	67.2	12	67.25	25
21.8	68.5	12.5	68	26
22.2	69.7	13	69	27

For more information, please contact sales@ecksand.com.
We will be happy to help you.